

Promoting the Education of Children Looked After in Lancashire



Lancashire Virtual School for CLA

How attainment is measured?

Primary age groups and up to the end of KS3:

National Curriculum levels have gone:
achievement now based on:

Age Related Expectation: ARE



How attainment is measured?

Secondary- end of Key Stage 4:

5 A-C* no longer the measure.




Attainment now measured by:

Attainment 8 : a score given for grades achieved in 8 subjects. English and Maths scores are doubled.

How progress is measured?

- **Primary**: progress measured from end of KS1 (AGE 7) to end of KS2 (AGE 11) : Reading, Writing, Maths
- **Secondary**: progress measured from end of KS2 (AGE 11) to end of KS4 (AGE 16):
in 8 subjects- called PROGRESS 8.



This means we are not able to compare attainment and progress with last years results as the measures have changes so much.

But in Lancashire we also measure how our looked after children are doing at school in other ways too.


How are we doing?

We measure each of our pupils for:

- Progress with learning
- Attendance at school
- Well Being.
- Behaviour

Each pupil is given a colour for each of the measures:

- **Green**- doing really well
- **Amber**-not quite there but still on track.
- **Red** – big concerns




Our primary pupils:

- In 2015-16: the % who were doing really well or on track were:

Progress: 85.8%



Attendance: 97%



Well Being: 97%



Behaviour: 94%



Our secondary pupils.



- In 2015-16 the % who were doing really well or on track were:

- Progress 84.4%

- Attendance 86%




- Well Being 86.8%

- Behaviour 88.4%



Key Stage 1 Attainment


The % percentage of our CLA who achieved Age Related Expectations.



	Lancashire CLA pupils	Lancashire All Pupils	England CLA pupils
Reading	50%	74%	49.8%
Writing	42%	65%	37%
Mathematics	42%	73%	45.6%

Key Stage 2 Attainment.

The % of our CLA who achieved age related expectations.






	Lancashire 2016 CLA pupils	Lancashire All pupils 2016	England CLA pupils 2016	North West Ave- CLA
Reading	47%	66%	41%	43%
Writing	48%	74%	46%	47%
Mathematics	36%	70%	41%	45%



Key Stage 4 Attainment

CLA Cohort	Lancs Ave A8 score.	Nat Ave A8 score	Lanc 5 A-C (E+M)	Nat 5 A-C (E+M)
All Y 11 CLA	19.4	20.9	9.1%	12.1%
OC2 ALL	22.0	22.8	12.3%	17.5%
OC2 NOT SEN	25.4	25.2	18.5%	18.6%
OC2 SEN	18.4	19.8	3.8%	7.7%

Key points: KS1

- ❖ Attainment in Writing for Lancashire CLA is significantly higher than the national average - 5% higher. 
- ❖ Attainment in Maths is 3.6% lower than national average and 2% lower in Science. 
- ❖ The gap between the attainment of Lancashire CLA as compared with Lancashire children who are not looked after remains large. 

Key Points: KS2

- ❖ The attainment of CLA in Lancashire is higher than the national average for CLA in Reading (+6%), Writing (+2%), and Grammar, Punctuation and Spelling (+ 2%). 
- ❖ Attainment for CLA in Maths is 5% below the national average for CLA. 
- ❖ The gap between the attainment of Lancashire CLA as compared with Lancashire children who are not looked after remains high and of concern.

Key Points: KS4

- ❖ Lancashire CLA (all Year 11) have achieved slightly less well than the average CLA Attainment 8 score and 5 A*-C(EM) nationally.
- ❖ However Lancashire CLA who do not have special educational needs have achieved slightly better average Attainment 8 scores than the same group nationally.
- ❖ Many of our pupils were educated in alternative provision which often does not offer 8 subjects.

Pupil Premium Grant.

Quick Facts



- Called PPG+
- Funding to schools to promote progress and attainment for looked after children.
- Each LA is allocated funding based on £1,900 per CLA.
- The Virtual Head Teacher has to manage and allocate the funding. Has to be based on needs that are identified in the Personal education Plan (PEP)
- Any unspent PPG+ goes back to the DFE at end of year.

PPG+ in Lancashire

- Allocated in 3 payments of £500 each term-when PEP is complete.
- Special section on the PEP for use of PPG+.
- The other £400 is held in a 'High Need' pot.
- If the PEP identifies additional funding needed to meet a particular need for a CLA, school can apply to the high needs fund.
- For the last 2 years Lancashire has not returned any PPG+.

How schools can use the PPG+

- Can be 'pooled' to fund something that benefits all their CLA.
- Support staffing.
- Extra tuition.
- Resources –books, learning aids, equipment i.e. lap tops, IPADs.
- Interventions- counselling, play and art therapy, anger management



High Needs Pot.

- One to one teaching.
- Support staff.
- Assessments.
- Counselling, other specialist support.
- Alternative education.
- Equipment/software.



Schools have to complete a form to say how the extra funding has helped the pupil- IMPACT.

Other spend from PPG+

- The Virtual School has to provide training for designated teachers and other school staff- small costs of venues etc. or specialist training.
- Key Stage 4 Conference.
- Primary reading project: Letterbox and Poets Event in County Hall.

